

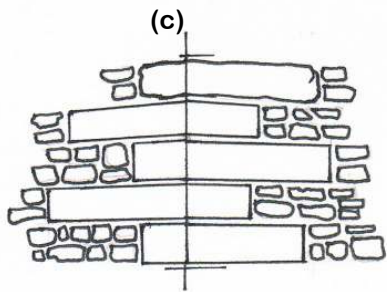


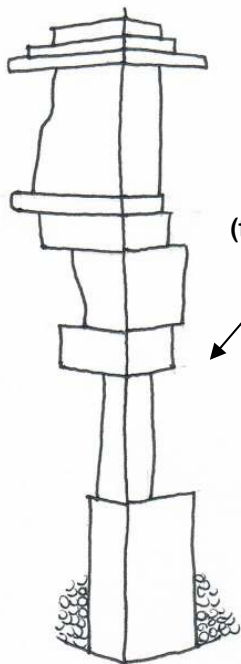
Examples of Anglo-Saxon quoin types.

Based on H.M. Taylor's volumes "Anglo-Saxon Architecture".

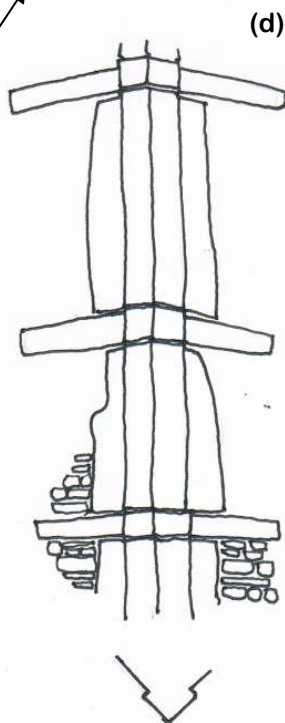
For explanation of drawings on this page please see page 2. The 'key' letters are Taylor's.



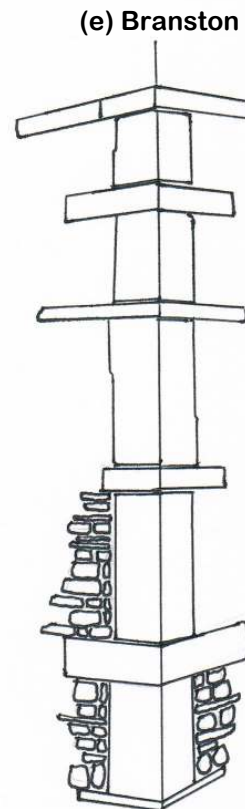
(f) Bosham



(fig 5)



(d)



(e) Branston



Anglo-Saxon quoin types.

Text taken from H.Taylor's book, vol I, on pages 6 & 7. His actual text is in (blue) italics. My text is black. My drawings are of his on those pages (with exceptions as noted). See page one for drawings.

- b. Roughly coursed rubble walling of early Anglo-Saxon character. The megalithic side-alternate quoins are of a size that one stone occupies two or even three courses of the walling. The plinth is of a plain square section.*
- c. Roughly coursed rubble walling with megalithic face-alternate quoins. Quoining of this type occurs on the tower at Warden, Northumberland. By contrast with example (b), the quoin-stones are laid on their faces instead of being set up on their sides.*
- d. Long-and-short quoining. The upright pillar stones are somewhat random in shape but both uprights and clasping stones have been cut back along a line about a foot away from the salient angle**.*
- e. As 'd' but the stones are set flush with the main face of the wall and the uprights are (thus) square in plan.*
My drawing is slightly different from Taylor's in that I have based it upon the fabric of All Saints church at Branston, Lincs. In this example I have used the SW angle of the nave, and although it is masked on the south side by a medieval aisle I have inferred the general run of the stones on that side. Here the pillar stones are of enormous height, I would say in the most extreme example some 5 feet. The quoins drawn here represent the full extent of the height to where the aisle walls now spring. Taylor describes the quoins as being of 'bold long-and-short work'.

Fig 5. Taken from H.Taylor's book vol I page 7. *Random megalithic quoining. The drawing shows the south-west quoin of St Mildred's, Canterbury, roughly to scale. The four lowest stones in the picture occupy a total height of over 10ft, and are respectively 46, 35, 14, and 28 in. (inches) in height. The south-east quoin is of similar megalithic character. This fashion of quoining can be regarded as alien to the Normans' methodical habits and as giving an indication of pre-Norman date.*

f. I have drawn, and included, a drawing of part of the SW quoin of the tower of Holy Trinity church at Bosham (Sussex) as an interesting example of long-and-short work (probably built in the first half of the 11th century), but in this case re-using Roman stone which shows strong Roman tooling. Taylor remarks upon the fact that, in the tower the western quoins . . . the 'longs' (upright) stones are very large, and the 'shorts', or flat stones, instead of being roughly square in plan, are much longer in one face of the wall than the other; often two or more flat stones intervene between adjacent uprights, and are laid with their longer faces along alternate walls. At Bosham the flat stone immediately above the first uprights are remarkable in that they extend almost 6 feet along the north and south faces of the tower.

Note. ** This technique allows plaster rendering to be applied and cover the walling, but it stops at the angle of the raised stonework thus leaving the 'pillar' of stone exposed as a decorative feature.

Other quoin types, and quoins noted above described in more detail.

Quoins constructed without the use of dressed stone. In a building whose main fabric is of rubble, whether flint or stone, the angles are liable to failure unless strengthened with dressed stone. This seems to have been fully appreciated by the Normans, who normally used dressed stone laid in side-alternate fashion on all salient angles. By contrast, the Anglo-Saxons seem to have had the secret of more durable cement, which justified their faith in their ability to construct angles in the same rubble fabric as the walls themselves. Anglo-Saxon quoins are, therefore, sometimes wholly of the same flint or stone rubble as the main walling, but sometimes the corners are strengthened by the use of bigger stones, or by occasional bonding courses of tiles (Roman bricks).

Minor facings constructed of rubble. In addition to the main salient angles there are minor but nevertheless important angles at the edges of doorways and windows, and at any projections from the wall, such as pilasters or buttresses. As a protection against decay in such vulnerable places, Norman and later buildings almost invariably have dressed stone facings even in districts where dressed stone was very difficult to obtain (i.e. the use of Caen stone in the Norman church of St Mary de Haura, Shoreham-by-Sea). By contrast, the Anglo-Saxons seem to have been content with the use of rubble facings, and even to introduce unnecessary salient angles by forming decorative arcading or pilasters in the fabric of a rubble wall (see North Elmham). Remarkable instances of such 'unnecessary' salient angles may be noted on the round towers of East Anglia.

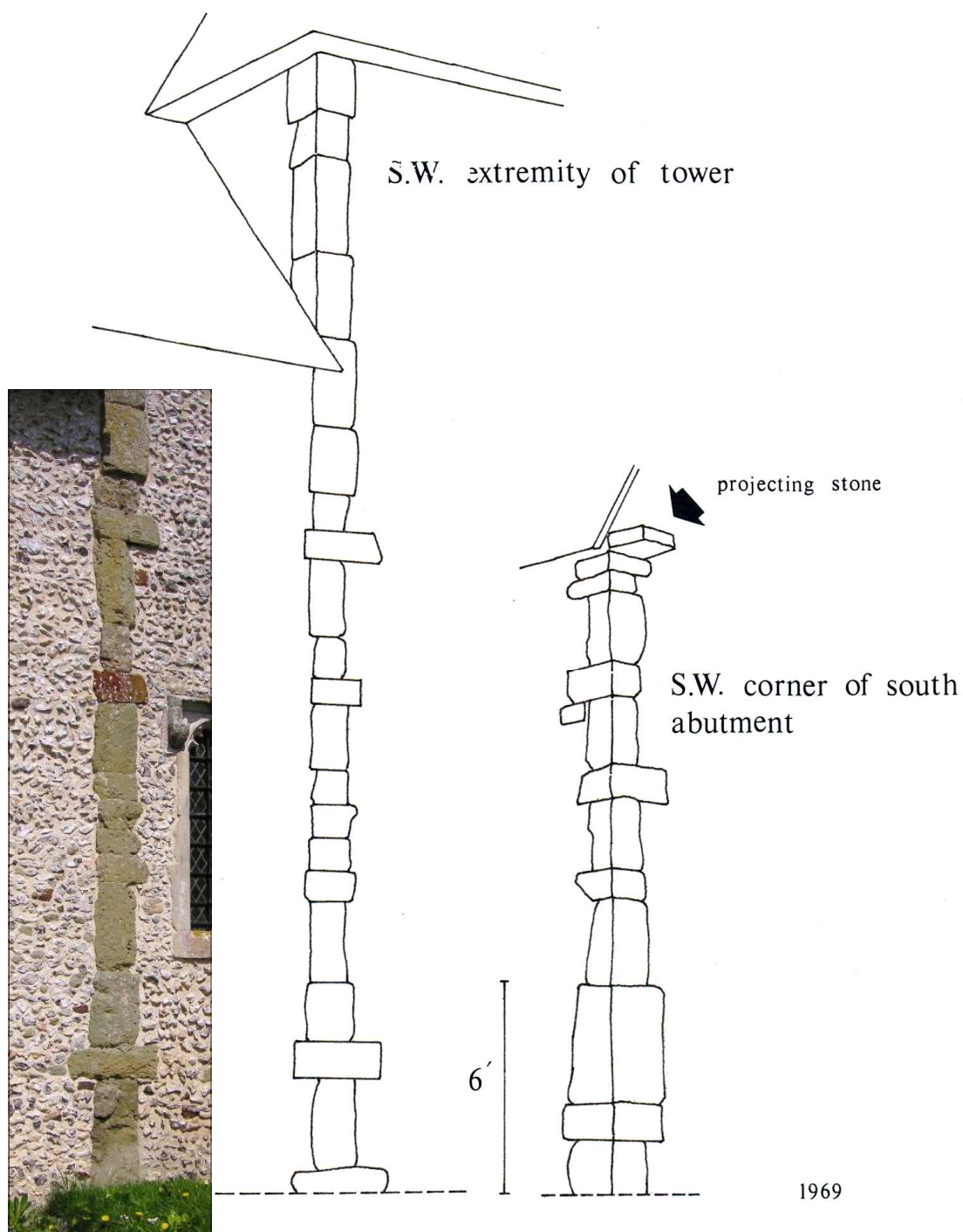
Side-alternate quoining. In a building whose walls are of coursed masonry there will be a fairly reliable indication of Anglo-Saxon date if the quoin-stones are very large (megalithic side-alternate quoining), or are much taller than the courses of the main fabric. When the main fabric is of rubble, this criterion cannot so easily be applied, and the distinction between Anglo-Saxon and later side-alternate quoining is harder to make.

Breamore church, Hampshire.

Detail of the 'pilaster strip' at the meeting of nave and tower (south wall), and seen on the right the SW quoin of the south transept/abutment, or porticus. Both illustrate long & short work of the 'cut back' type.

SAXON CHURCH

Breamore, Hampshire



Strip-work panelling of wall surfaces. *This panelling, sometimes standing two or three inches forward from the main face of the wall, can be regarded as giving reliable evidence of Anglo-Saxon date. It should be noted that the pilaster-strips are usually of plain square section, less than a foot in width, sometimes even as little as six inches, and that they are often formed of very long stones. Usually the stones have been carefully chosen or worked so as to be of precisely the correct width, but sometimes wider stones are used and the part which is of excessive width is then cut back so as to be flush with the face of the wall. Sometimes the tall upright stones of the strip-work alternate with the shorter stones in a fashion like that of long-and-short quoining. It should be noted that, whereas this strip-work flourished in the south, it is not found north of the Humber.*



The photo left shows the fine strip-work at the 'corners' of the seven-sided apsidal chancel at Wing church (Buckinghamshire), and which is of the type where carefully selected stones of a regular width are used and which allows the plaster to be taken right up to their edge. Below that photo is shown the south face of that apse, with its associated crypt opening.

The photo right is of the south wall of the nave at All Saints church, Woolbeding (Sussex) and illustrates strip-work of the 'long pillar' type using stones of between one and two feet in height and between six and eight inches width. The surface of the wall is roughcast and it cannot therefore be determined whether they are of the cut back type (as at Breamore, Hants), or of the type seen at Wing.



Note the absence of a strip where the (blocked) doorway sits, and the probable removal of the strip where the modern window (to the left of the picture) would have cut it. The strips run from ground to eaves without either a plinth or a string course (at the head) to stop them. However, it is perfectly possible that some interference, or alterations, to the top of the walling at some date have resulted in the destruction of a stringcourse. Taylor mentions . . . *a vestige of a string-course to the north of the tower which must have run across the wall at the foot of the western gable, like those at Corhampton and Headbourne Worthy (Hants).* It is at a level where it is quite possible that any continuation of that string-course around the north & south nave walls were destroyed by a re-roofing. Only two vertical strips survive on the north



wall, and with the vestige of a base of another extant (which see picture bottom right). I can see how each face of the nave may have been built with six strips, or at least 5 on the north wall. Side-alternate quoins, of large stones, survive (are visible) at both the northern angles of the nave. Next picture down right, the lower part of the NW quoin of the nave. Perhaps interesting, as one might expect to see 'matching' (cut back) long-and-short work at the quoins, but here are large side-alternate stones. The lower five stones in the picture stand to almost six feet (to give an idea of scale).



Panelling, or arcading. *In several places in East Anglia the surface of Anglo-Saxon walls is decorated with panelling or arcading constructed of flint or stone rubble, and raised three or four inches from the main surface. See picture left, a part of the circular tower at the church of St Mary, Tasburgh (Norfolk). The arcading is set back from the main face of the walling, there is no strip-work around the opening, but the flints are carefully selected to make a 'justified' edging.*

Other features. Windows. *Both jambs and round heads of Anglo-Saxon windows are often of rubble in the districts where good building stone was scarce. Sometimes the round heads are not arched but are simply laid like any other part of the wall, thereby showing that the builders had complete faith in their cement.* Windows of Anglo-Saxon date can be either single-splayed, or double-splayed. Further pages (elsewhere) will explore this.

Doorways. *Most main doorways were faced in dressed stone even by the Anglo-Saxons, but minor doorways, particularly in upper chambers, were sometimes wholly of rubble, usually with round heads but sometimes even with triangular heads of rubble.* At Holy Trinity church, Colchester, the tower doorway is faced with Roman brick, as is the fabric of the west wall of the nave adjoining (again, this will be explored on pages embracing doorways).

Anglo-Saxon quoins.

Top photo. At the church of St. David, Kilpeck (Herefordshire) there are, preserved in its north-east corner of its nave a megalithic quoin and a length of about 4 feet of the rough rubble wall of an earlier church. This church is more normally known for its stunningly sculptured ornament of Norman date. The quoin is badly out of the vertical in its lower half and the 'join' is more obvious there. However, this quoin cannot stand alone (as a remnant), that wouldn't make constructional sense and it probably belongs to the remainder of the east wall of the nave. I suspect that the previous nave was first to be rebuilt and then #closely followed by the chancel, and so this quoin 'fragment' is the only visible reminder of the Anglo-Saxon church. Having said that the rough rubble walling of the nave east wall is clearly visible from within. Externally the walling is a little confused by a pinkish pointing applied, on the north side, to the lower half of the building.

One reason I am happy to assign a slightly different date to Norman nave and chancel is that upon examination the stringcourses of these two cells are, although extremely similar, not exactly the same. The base decoration to the nave is worked in a double ribbed, or raised edge, design, whereas on the chancel this strap-like design is marked at the edge by a simpler single incised line. Of course the third cell, the apse, although of Norman date is differently treated as regards both walling and decoration.

Bottom left photo. At the church of The Holy Cross, Daglingworth, Glos. there are good examples of long-and-short quoins which are cut back (see "d" page 1). This is to make a justified edge for the plaster covering, which no longer exists. As originally intended the stones would have been seen as a tall 'strip' or pilaster at the angles. The 'hatching' or tooling on the cut back part of the quoin is to provide a key for the plaster.

Bottom right. Line drawings illustrating 'cut-back' type of pilaster strip work and matching quoin, based upon fabric at the church of St. Laurence, Bradford-on-Avon.

